SEND it

MANUAL

INTRODUCTION

SEND-IT is a plug-in for Pro Tools users who need advanced control over their track sends. Unlock new possibilities like Pre/Post automation, track specific trim modes or complex send links.

Visualise each track's sends in a simple mixer and adjust send levels, trim, pan, Pre/Post fader states, mute, LFE level... SEND-IT can automatically update its interface depending on your track selection.

SEND-IT also lets you create, delete, rename, move and color-code your sends across multiple tracks and slots at once.

Need to manage sends across an entire session? Switch to Matrix mode to get a clear overview of all your send assignments and settings. Select any sends and adjust their parameters simultaneously, making even complex sessions easier to navigate.

MINIMUM SYSTEM REQUIREMENTS

- macOS 13.0 or higher (Intel / Apple Silicon) (64-bit).
- iLok 2 or higher (dongle, computer or cloud protection)
- Pro Tools 2024.10 or higher.

HAL AUDIO

Based in Paris (France), at the heart of POLYSON post-production studios, we work closely with sound engineers, sound editors, re-recording mixers and developers.

Our team has been supporting directors and artists since the early 2000s in designing and implementing the sound of their artistic creations. From international blockbusters to indie movies, podcasts, installation art and more, our work can be heard on hundreds of projects.

HAL Audio seeks to develop innovative tools that are created by and destined for post-production professionals, focusing on innovation, audio quality and simplicity of use.

If you have any questions or feedback, feel free to email us at **help@hal-audio.com**

KEY FEATURES

① EVERY SEND IN ONE PLACE

View and manipulate all your track sends from an intuitive mixer-style interface.

② PRE/POST AUTOMATION

Automate each send's pre/post fader state, a parameter Pro Tools doesn't normally allow you to automate.

③ MATRIX VIEW

Manage sends across your entire session. Link any send, from any track and edit their parameters simultaneously.

④ ULTIMATE SENDS MANAGER

Create, delete, rename, move and color-code multiple sends at once in the same window.

HOW TO INSTALL

① RUN THE INSTALLER

The SEND-IT installer can be downloaded from the product page right here:
https://www.hal-audio.com/downloads/#send-it

After downloading and opening the SEND-IT installer, please follow the on-screen instructions. Files will be copied into the common AAX plug-in folder on your computer. Your DAW will recognize the plug-in automatically when next relaunching and you will be asked to register Boom-it with your iLok account.

② ILOK REGISTRATION

SEND-IT is licensed using the iLok system and you need to have an iLok account in order to use it. Note that setting up an iLok account is free, and you will find all necessary information on how to do it on **www.ilok.com**

After your purchase, you will automatically receive an order confirmation from us containing an iLok activation code in the following format **XXXX-XXXX-XXXX-XXXX-XXXX-XXXX-XXXX-XX**

To activate your license:
1. Download and open the iLok License Manager application (available for free at **www.ilok.com**).
2. From the menu bar, select Licenses → Redeem Activation Code, or click the Redeem Activation Code icon in the upper-right corner of the application.

3. Copy and paste the full activation code into the entry field.
4. Choose your preferred activation location: iLok USB dongle, iLok Cloud, or your local computer.
5. Confirm to complete the activation.

If you activate SEND-IT on an iLok USB dongle, the dongle containing the active license must be connected to your computer whenever you use the plug-in.

③ QUICK START

SEND-IT is an AAX plug-in. It displays and controls all Pro Tools sends in a single window, and makes their Pre/Post automatable. Control Pro Tools like never before !

HOW TO USE

SENDS PAGE 1/2



① PAGE SWITCH

Navigate from the SENDS page to the MATRIX page

② TRACK MENU

Choose the Pro Tools track with a SEND-IT instance for which you want to control the sends.

③ FOLLOW TRACK SELECTION

When this button is active, the SEND-IT display follows the track selections inside Pro Tools.

④ UNDO / REDO

Reverses or reapplies the most recent action.

⑤ INFO & SIZE

- ⓘ Displays an interactive manual.
- ⤢ Choose the interface size and the amount of sends to display in (5 or 10).

SENDS PAGE 2/2



① ROUTING MENU

Select the desired signal path destination.

② PRE / POST

Choose whether the signal path is tapped before or after the track's volume fader. With SEND-IT, Pre/Post is now automatable.

** Please note that Pre/Post automation is not trendered in bounces. To print them record the bus in real time.*

③ FOLLOW MAIN PAN

Links a track's send panner directly to its main channel panner.

④ PAN

Set the desired pan position.

⑤ MUTE

Mute an individual send.

⑥ TRIM / LFE

Choose whether you want the track fader to control the VOLUME, the VOLUME TRIM or the LFE SEND level.

MATRIX PAGE

① SEARCH BAR

Filter the table view to show only tracks with the search terms.

② TRACK TYPE

Filter the table view to show only a specific track type (All / Audio / Aux / Folder / Instument).

③ MATRIX DISPLAY

Click on one of the button state to update the matrix display:

- **BUS** : Shows the signal path destination of each send.
- **VOL** : Shows the volume level of each send.
- **TRIM** : Shows the volume trim level of each send.
- **PAN** : Shows the pan position of each send.
- **MUTE** : Indicates the mute state of each send.
- **PRE / POST** : displays whether each send is pre-fader or post-fader.
- **LFE** : Shows the LFE send level of each send.

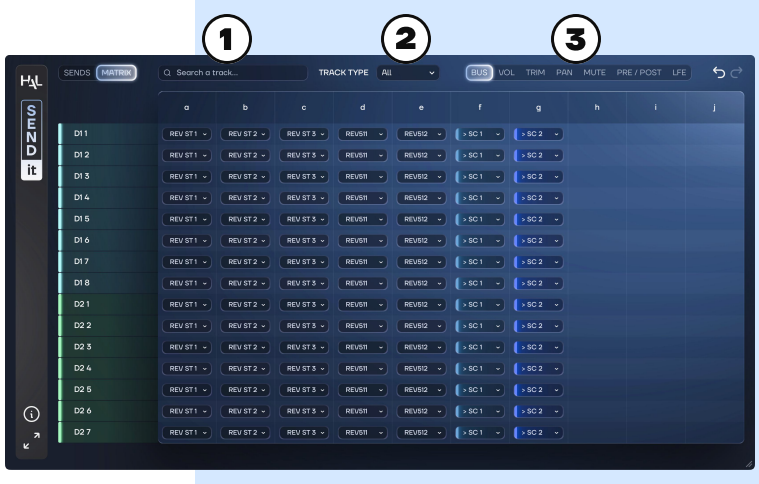

CREDITS

CONCEPTION
Loïc Desclaux
Cyril Holtz

WEBSITE
Benjamin Remize
Vincent Zanetto

Antoine Martin
Lucien Richardson

ENGINEERING

Loïc Desclaux

GRAPHIC DESIGN

Loïc Desclaux
Antoine Martin
Benjamin Remize

MARKETING

Clément Firedrich
Léna Gautier
Lucien Richardson

USER MANUAL

Samya Moineaud
Benjamin Remize

BETA TESTING

Florent Lavallée
Thibaud Lopez

ADMINISTRATION

Charles Bussienne
Nicolas Naegelen
Laëtitia Noblet
Ana Vallejo

THANKS

Thibault Noirot
Rodrigo Sacic
Tom Macary

©2026 HAL. All rights reserved.